



GOBIERNO DE
EL SALVADOR



Booklet

A1



GOBIERNO DE
EL SALVADOR



Booklet

A1

Karla Edith Trigueros

Mayor y Doctora
Ministra de Educación, Ciencia y Tecnología

Edgar Eliseo Alvarenga F.

Viceministro de Educación y de Ciencia y Tecnología

Edgard Ernesto Ábrego Cruz

Director General de Educación

Gilberto Alexander Motto García

Director de Educación Secundaria

Wilfredo Alexander Granados Paz

Director de Currículo y Materiales Educativos

Juan Ramón Joya Reyes

Jefe del Departamento de Inglés

Edición

Gracia María Castillo López

Diseño editorial y diagramación

Judith Samanta Romero de Ciudad Real
Edgardo Josué Molina Claros

Equipo técnico autoral

Walter Igor Castro Aguilar
Jenniffer Vanessa Hércules Aguilar
Stephany Michelle Martínez Rodríguez
Ana Gabriela Rojas Sánchez

Diseño de portada

Ernesto Escobar

Shutterstock

Imágenes

Corrección de estilo

Elisa María Doñán Mendoza

Primera edición, Ministerio de Educación, Ciencia y Tecnología (MINED), San Salvador, El Salvador, 2026.

Derechos reservados. Prohibida su venta y su reproducción con fines comerciales por cualquier medio, sin previa autorización del Ministerio de Educación, Ciencia y Tecnología. MI-MINED

372.650 45

B724 Booklet A1 / Walter Igor Castro Aguilar [et al.]. -- 1.ª ed.
slv - San Salvador, El Salv. : MINEDUCYT, 2022.

32p. ; 28 cm.

ISBN: 978-99983-56-84-9 <impreso>;

1. Inglés-Enseñanza. 2. Inglés-Libros de texto-Enseñanza. 3. Educación primaria-Enseñanza. I. Castro Aguilar, Walter Igor, 1988-coaut. II. Título.

BINA/jmh

Dear student,

This school year offers you the opportunity to expand your English learning and strengthen the knowledge you already have of this foreign language. The booklet you are holding is the result of the work of a team of specialists from the Ministry of Education. With your needs and learning context in mind, they have created an innovative and enjoyable approach to studying English. Through a variety of engaging activities, you will learn and use English vocabulary and structures in a relaxed environment. These tasks are designed to help you practice the language effectively, individually, in pairs, or as part of a team, with the support and guidance of your English teacher.

We invite you to begin this new stage of your studies with enthusiasm, dedication, and determination. With consistent effort, you will develop the competencies needed to achieve the A1 level.

The main aspiration of this material is that you can develop the skills that allow you to share and communicate your ideas and emotions in English more effectively in real and diverse simulated situations.

We hope your hard work throughout the year brings you valuable progress and that you enjoy every step of this learning journey.

Karla Edith Trigueros
Major and Doctor
Minister of Education, Science, and Technology

Table of Contents

Unit 1

Worksheet 1	5
Worksheet 2	6
Worksheet 3	7
Worksheet 4	8

Unit 2

Worksheet 1	9
Worksheet 2	10
Worksheet 3	11
Worksheet 4	12

Unit 3

Worksheet 1	13
Worksheet 2	14
Worksheet 3	15
Worksheet 4	16
Worksheet 5	17

Unit 4

Worksheet 1	18
Worksheet 2	19
Worksheet 3	20
Worksheet 4	21

Unit 5

Worksheet 1	22
Worksheet 2	23
Worksheet 3	24
Worksheet 4	25
Worksheet 5	26

Unit 6

Worksheet 1	27
Worksheet 2	28
Worksheet 3	29
Worksheet 4	30

Consonants	31
Vowels	32

Unit 1

Worksheet 1

Part I (Class 3)

- Look carefully at sets 1-15. Listen and underline the correct letter for every set.

1. i a e

2. p d t

3. g y j

4. q k j

5. v w u

6. i e a

7. j y h

8. c z s

9. x s c

10. a h g

11. l m n

12. r i y

13. j k g

14. v f b

15. o u p



Part II (Class 3)

- Read the names in sets 1-6. Listen and underline the correct spelling of each name.

1. a) Catenna

b) Cathenna

c) Cathina

2. a) Luke

b) Luck

c) Liuck

3. a) Maria

b) Mariah

c) Maryah

4. a) Genny

b) Jenny

c) Yenny

5. a) Anthony

b) Antony

c) Antoine

6. a) Carrie

b) Carry

c) Kerry



Part III (Class 3)

- Listen and complete the ID card with the missing letters

CENTRO ESCOLAR CANTÓN LOS ALTUVE




Names:
J _ S _ C _ _ AM _ L _ T _
Last name:
H _ RN _ N _ E _
City or origin:
CANTÓN _ UAC _ IP _ LIN
Teacher's name:
A _ M _ F _ ENT _ S

If found, please return to Centro Escolar Los Altuve.

Worksheet 2 (Class 3)

- Interview four different classmates to generate their registration cards.
- Use the personal information questions studied in class.
- Fill in the forms and draw a portrait of your classmates.

REGISTRATION CARD	City:
	Age:
Given names:	Occupation:
Surname:	School:
Nationality:	Phone number:
	Email address:



















REGISTRATION CARD	City:
	Age:
Given names:	Occupation:
Surname:	School:
Nationality:	Phone number:
	Email address:

REGISTRATION CARD	City:
	Age:
Given names:	Occupation:
Surname:	School:
Nationality:	Phone number:
	Email address:

REGISTRATION CARD	City:
	Age:
Given names:	Occupation:
Surname:	School:
Nationality:	Phone number:
	Email address:

Worksheet 3 Part I (Class 1)

- Look at the pictures and match the jobs in purple with their correct definitions.

		
Danilo / chef	Roberto / pilot	Nadia / firefighter
		
César / dentist	Melissa / soccer player	Daniela / teacher
		
Yancy / architect	Nicole / actress	Jonathan / accountant
		
Denis / waiter	William / greengrocer	Alonso / mail carrier
		
Leonel / doctor	Michelle / engineer	Beatriz / police officer
		
Melvin / optician	Marlene / instructor	Valeria / vet

- _____ : a person who is responsible for keeping and interpreting financial records.
- _____ : a person who examines people's eyes, recommends, and sells glasses.
- _____ : a person who cooks in a restaurant, hotel, etc.
- _____ : a person who designs buildings.
- _____ : a person who operates the controls of an aircraft.
- _____ : a man who serves customers at their tables in a restaurant.
- _____ : a woman who performs on the stage, on television, or films.
- _____ : a person who puts out fires.
- _____ : a person who takes care of people's teeth.
- _____ : a person who treats animals that are sick or injured.
- _____ : a person who teaches somebody a practical skill or sport.
- _____ : a person who treats people who are sick or injured.
- _____ : a person who teaches, especially in a school.
- _____ : a member of the police.
- _____ : a person who works in a shop selling fruit and vegetables.
- _____ : a person who designs and builds engines, machines, roads, bridges, etc.
- _____ : a person who plays soccer, especially as a profession.
- _____ : a person who collects and delivers letters that are sent by post.

Part II (Class 2)

- In your notebook, write down full sentences to describe each person's occupation. For example: Danilo is a chef.

Unit 1

Worksheet 4 Part I (Class 1)

- Look at the pictures (1-8) and write full sentences using the verb *be* (*am, is, are*) correctly.

1. _____
2. _____
3. _____
4. _____
5. _____
6. _____
7. _____
8. _____



Part II (Class 2)

- Write the simple present of the verb *be* in the negative form. Use contractions.







- Carlos works at an office. He _____ a doctor.
- María and I bake cakes and cook delicious food. We _____ police officers.
- I work at a school. I _____ a firefighter.
- Samuel and Valeria work at the police station. They _____ astronauts.
- My mom works at the bank. She _____ a taxi driver.
- You work at the restaurant. You _____ an optician.
- Carolina works in the courtroom. She _____ a firefighter.
- We work at the fire station. We _____ pilots.

Unit 2

Worksheet 1

Part I (Class 3)

- Look at the flags. First, read the country and write its nationality in the space below. Then, match the name of the country with its corresponding flag. Follow the example.

1		2		3		4		5		6	
	Spain		The United States of America		China		Portugal		Japan		England
	Spanish										

Part II (Class 3)

- Read the children's introductions and fill each box with the correct name.

1			2			3		
	Name:		Name:		Name:		Name:	
4			5			6		
	Name:		Name:		Name:		Name:	

Hello! My name is Carlos. I am from Panama city, Panama. I am Panamanian.

What's up? I am Olivia. I am from Canberra, Australia. I am Australian.

What's up? I am Renata. I am from Moscow, Russia. I am Russian.

Hi! I am Eduardo. I am from Santiago, Chile. I am Chilean.

Hi! My name is Gerardo. I am from Bogotá, Colombia. I am Colombian.

Hello! My name is Sakura. I am from Osaka, Japan. I am Japanese.


Part III (Class 3)

Write a short introduction about yourself. Use the information above as an example.

Unit 2

Worksheet 2 Part I (Class 3)

- Look at the souvenirs and write their names. Compare your answers with a classmate.



Part II (Class 3)

- Categorize the words according to their corresponding plural form ending.

city class pen scarf baby match
knife cap fox leaf cup story

-s	-ies	-es	-ves
<input type="text"/>	<input type="text"/>	<input type="text"/>	<input type="text"/>

Part III (Class 3)

- Read the following postcard and answer the questions.

Hello, Verónica!
I am writing from Ataco. It is a small town in Ahuachapán, El Salvador. I am excited to be here.

Right now, I am at a souvenir store and there are so many beautiful items that I want to buy for you and other friends. For Evelyn, I am buying a bag. For Marcelo, a keychain. I am also buying a pen for my mom and a cup for my dad. For you, I am buying a T-shirt. I hope you like it!
See you soon!
Karen.



- Where is Karen writing from?
- How does she feel?
- What kind of store is Karen at?
- What is Karen buying?

Part IV (Class 3)

- Imagine you are Karen's friend. Write a short answer to Karen in your notebook.

Unit 2

Worksheet 3

Part I (Class 3)

- Write the plural form of the following words and then find them in the word search.

- Child: _____
- Man: _____
- Woman: _____
- Tooth: _____
- Mouse: _____
- Person: _____
- Foot: _____
- Goose: _____

X	C	I	V	Z	K	M	P	H	P	E	Z	R	P	B
K	H	R	W	V	O	M	G	G	K	C	U	A	H	Y
F	I	P	K	E	E	Y	H	E	S	V	B	Z	A	L
J	L	C	H	N	A	I	L	T	W	Y	D	B	O	J
F	D	X	K	O	L	P	J	B	E	D	C	P	T	K
L	R	A	P	T	O	K	S	F	Z	E	E	M	Q	M
H	E	O	F	E	E	T	C	A	E	P	T	R	U	X
B	N	H	P	Z	M	R	T	I	C	P	Y	Z	J	T
M	O	K	W	C	I	H	W	I	I	T	C	E	P	A
U	M	O	S	O	R	F	A	H	M	A	D	L	H	S
D	J	M	H	T	M	H	X	U	G	T	K	D	X	B
M	H	I	R	D	W	O	K	F	H	E	O	C	D	L
T	B	F	G	O	U	N	E	M	O	W	E	K	Z	I
K	Y	L	S	H	N	K	M	R	X	Q	T	S	P	V
Y	Y	G	I	F	I	X	D	Q	V	X	C	T	E	W

Part II (Class 3)

How to Play:

- With a partner, play the game.
- Say the plural for the word on the space (e.g., one cat, two cats).
- Use the board game OR click the link below for the virtual game:



<https://view.genially.com/69039049a887f0d5191e79cb/interactive-content-plural-nouns-board-game>

Part III (Class 3)

- Choose the correct form of the word.

- There are five _____ playing at the park.

a)childs	b)childrens	c)children	d)child
----------	-------------	------------	---------
- My two _____ hurt! I need a new pair of shoes.

a)feet	b)foot	c)foots	d)feets
--------	--------	---------	---------
- Oh my God! There are three _____ in my room.

a)mouse	b)mice	c)mouses	d)mices
---------	--------	----------	---------
- There are six _____ helping kids in my school.

a)women	b>woman	c>womans	d>womens
---------	---------	----------	----------
- You should brush your _____ every morning and night.

a)tooth	b)tooths	c)teeth	d)teeths
---------	----------	---------	----------

Unit 2

Worksheet 4


Part I (Class 3)

- Unscramble the words to make adjectives. Write a sentence using each adjective.

- gib _____ 1. _____
- iummed _____ 2. _____
- malls _____ 3. _____
- xpeenvis _____ 4. _____
- chape _____ 5. _____

Part II (Class 3)

- Write a sentence to describe each picture. Use a different adjective and **circle** it.



1. _____



2. _____



3. _____

Part III (Class 3)

- First, scan the text and **circle** all the adjectives. Then, read the postcard and answer the questions.

Dear Norita,

Guess what! Today, I continued my trip around El Salvador, and I am in Juayúa. This is a small and beautiful town.

I love the church. It is not modern but traditional. It is red and big. In the morning, the bell ringing announces the mass.

I like the local market because you can buy cheap souvenirs and food.

I know you love food! That is why I want you to come with me to a small restaurant called "Mi comida". The food is delicious, it is not expensive, and the portions are big.

The park is traditional. It has big trees and a beautiful fountain in the center. I took a picture of a bird drinking water from the fountain. I will show it to you when I get home.

Miss you!

Fernando.

1. Where is Fernando?

2. What does Juayúa Church look like?

3. Are souvenirs and food expensive at the local market?

4. What does the park look like?

5. What is "Mi comida" restaurant like?

Unit 3

Worksheet 1

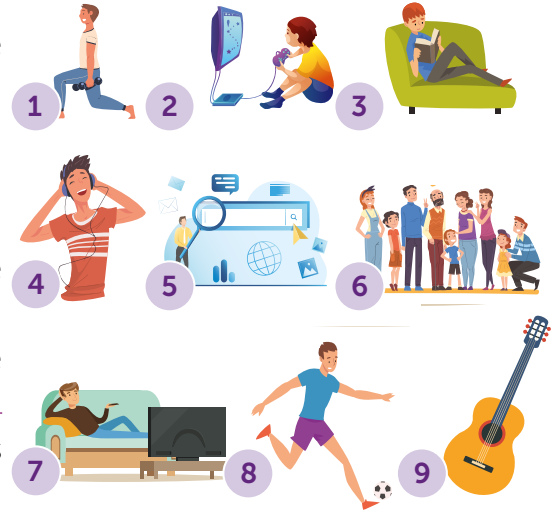
Part I (Class 1)

- Work in pairs.
- Look at the pictures (1-9) and complete the text using the free-time activities provided.

My Leisure Time!

My name is Julio and I'm 14 years old. In my leisure time, I do many activities.

On Mondays, I 1. _____ with my siblings at the park. Then, I 2. _____ for about 30 minutes. On Tuesdays, my friends and I 3. _____ after school. Next, we 4. _____ and 5. _____ to do our homework. On Wednesdays, I 6. _____ and we 7. _____ in the living room. On Thursdays and Fridays, I 8. _____ with my friends. Finally, on weekends, I watch tutorials to learn how to 9. _____.



Part II (Class 2)

- Work in pairs.
- Use the words and pictures to write down full sentences to describe free-time activities.


1. My friends /  / after school / .

2. I /  / in my bedroom / .


3. My classmates and I /  / to do our homework / .

4. My parents /  / after work / .

5. You /  / in your leisure time / .

6. We /  / at the park / on Friday / .

7. They /  / on weekends / .

8. I /  / with my family / after dinner / .

Unit 3

Worksheet 2 Part I (Class 1)

- Work in pairs.
- Finish the sentences. Use the pictures to help you. Make negative statements or questions.


1. _____ you _____ in your leisure time? 

2. We _____  before we go to bed.

3. My siblings _____  at the beach.

4. _____ your classmates _____  after lunch?

5. I _____  on Mondays.

6. You _____  in the morning.

7. _____ Pablo and Lucy _____  ?

8. They _____  in the afternoon.

Part II (Class 3)

- Interview your classmates. Find two partners who do the free-time activities below.

Find People Who...	Classmate 1	Classmate 2
play a musical instrument after class.		
listen to electronic music in the afternoon.		
go shopping on weekends.		
do exercise at the park.		
go out with friends on Fridays.		
surf the Internet to do homework.		
read books in the evening.		

Worksheet 3

Part I (Class 2)

- Complete the sentences using the correct form of the verbs in parentheses.
- Next, read sentences 1-14 carefully and choose seven sentences that match pictures a-g. Write the numbers in the boxes.

1. Clara _____ (watch) TV with her family in the evening.
2. We _____ (go) to school by bus.
3. My teacher _____ (study) French and Italian.
4. Kevin _____ (brush) his teeth every morning.
5. Carolina and David _____ (do) exercise on weekends.
6. My mother _____ (teach) Physical Education at school.
7. I _____ (listen) to classical music.
8. Ernesto _____ (finish) work at 6:00.
9. Sonia and Mauricio _____ (fix) cars in their free time.
10. Mercedes _____ (pass) her exams every year.
11. José _____ (have) dinner at 8:30.
12. You _____ (check) your email every day.
13. Johanna _____ (fly) a kite in the afternoon.
14. My puppy _____ (play) with a small ball.



Part II (Class 2)

- Work in pairs. Complete the text using the verbs in parentheses in the correct form. Next, mark the statements **T** (true) or **F** (false).

Kathy is 14 years old and she **1.**_____ (**live**) in La Libertad. She **2.**_____ (**study**) at C.E Caserío Hacienda Shutia. She **3.**_____ (**love**) speaking English with her classmates.

On Mondays, Kathy **4.**_____ (**play**) checkers with her family. She **5.**_____ (**do**) exercise at the park on Tuesdays. On Tuesday afternoons, she **6.**_____ (**fix**) cars with her dad.

Kathy usually **7.**_____ (**surf**) the Internet to do her homework, and she also **8.**_____ (**check**) her email. On Thursdays, she **9.**_____ (**fly**) kites with her cousins. On Saturdays, Kathy and her brother **10.**_____ (**have**) pupusas at her grandma's house. On Sundays, Kathy **11.**_____ (**watch**) series with her best friend.

Are these sentences T (true) or F (false)?

- a) Kathy plays checkers with her friends on Mondays. _____
- b) She fixes cars with her father on Tuesday afternoons. _____
- c) She usually surfs the Internet to read comics. _____
- d) She eats pupusas with her brother at their grandma's house on Saturdays. _____

Unit 3

Worksheet 4 Part I (Class 2)

- Work in pairs.
- Complete sections A and B collaboratively.

A) Rewrite the following verbs in the simple present tense for the third person singular.

1. I **watch** He _____
2. We **stop** She _____
3. They **listen** He _____
4. You **pass** It _____
5. They **change** He _____
6. I **have** She _____
7. We **eat** It _____
8. You **wash** He _____
9. They **do** She _____
10. I **sing** It _____
11. We **surf** He _____
12. You **check** She _____

B) Listen to the track and classify the verbs from Part A according to the pronunciation of their -s / -es ending.

/ɪz/	/s/	/z/

Part II (Class 2)

- Write negative sentences in the simple present tense using the information provided.

1. Jorge /  / after school / .


2. Alejandra /  / on the soccer field / .


3. My friends /  / in their leisure time / .

4. Patricia /  / with her family / .

5. Silvia and Marcos /  / at the park after classes / .

6. Daniela /  / on weekends / .

7. My dog /  / when I get home from school / .

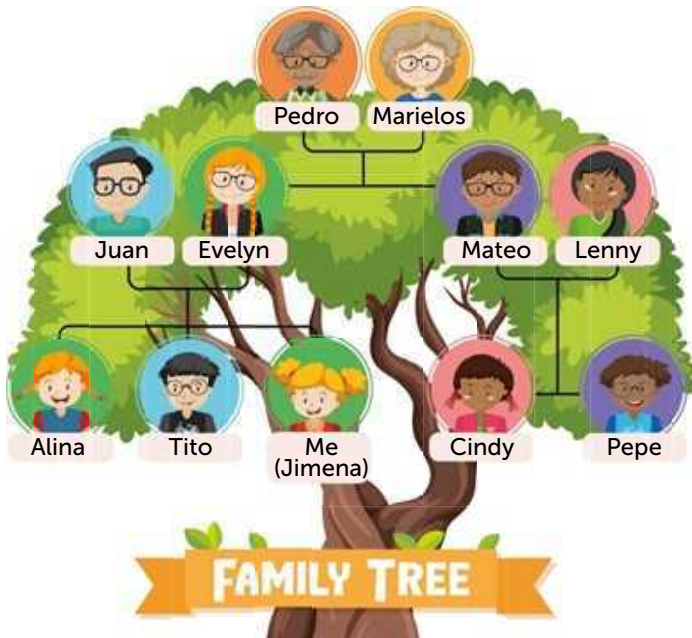
8. Carlos /  / in music classes on Fridays / .

9. Marcela /  / twice a week / .

Unit 4

Worksheet 1 Part I (Class 3)

- Look at the family tree. Follow the example and write in each question the corresponding relationship.



Example:

What is the relationship between Evelyn and Jimena? They are mother and daughter.

1. What is the relationship between Tito and Cindy? _____
2. What is the relationship between Juan and Pepe? _____
3. What is the relationship between Evelyn and Mateo? _____
4. What is the relationship between Pedro and Marielos? _____
5. What is the relationship between Marielos and Alina? _____

Part II (Class 3)

- Look at the pictures. Complete the sentences using the corresponding possessive adjective.

1




I am the girl in the picture. They are _____ parents.

2



I am not in this picture. This is Carlos and _____ father, Raúl.

3



They are my friends and _____ baby girl. They look so cute together.

4



This is my brother, Emilio, and _____ wife. _____ name is Rosa.

5



This is my grandmother, Teresa, and _____ husband. _____ name is Mario.

6



This is my friend, Carito, and _____ mother, Jeanete.

Part II (Class 3)

- In your notebook, draw a family picture. Write a short description following the examples in Part II.

Unit 4

Worksheet 2


Part I (Class 3)

- Read the example carefully and complete the chart with the correct possessive noun.

Nouns	Singular possessive noun	Plural possessive noun
1. The child	The child's	The children's
2. The dog		
3. The woman		
4. The girl		
5. The teacher		
6. The baby		
7. The man		
8. The elephant		
9. The cat		

Part II (Class 3)

- Look at the family tree. Then, write sentences using possessive nouns. Follow the example.




Example: Jenny is Harry's wife.

- _____
- _____
- _____
- _____
- _____
- _____
- _____

Part III (Class 3)

- Look at the family tree in Part II. Read the sentences and select true or false. Correct the false statements.



1. German is Emma's father.	True	False
2. Rodrigo is Emma's uncle.	True	False
3. Eduardo is Emma's cousin.	True	False
4. Jenny is Emma's grandmother.	True	False
5. Sandra is Emma's aunt.	True	False
6. Gladys is Emma's mother.	True	False

Part IV (Class 3)

- Select a family member from the family tree in part II. Write in your notebook 3 false statements. Ask your classmates to correct them.

Unit 4

Worksheet 3

Part I (Class 3)

- Match each percentage with its corresponding frequency adverb.

1 100%	2 80%	3 75%	4 50%	5 25%	6 0%
a Never	b Sometimes	c Always	d Hardly ever	e Usually	f Often

Part II (Class 3)

- Look at the percentages. Write full sentences in the simple present using the proper frequency adverbs and the correct form of the verbs given.

listen to music



He usually listens to classical music.

read books



1.

write poems



2.

water plants




3.

cook



5.

take a bath



4.

Part III (Class 3)

- Listen to the audio and select the correct answers.

Question	A	B	C
1. What's the girl's name?	Norita	Rita	Margarita
2. What's her occupation?	She is a teacher.	She is a doctor.	She is a student.
3. She usually...	rides her bike to school.	gets up at 5 o'clock.	takes the bus.
4. She sometimes...	does homework.	goes to the park and plays.	studies English.
5. She never...	has dinner with her family.	plays video games.	goes to bed early.

Unit 4

Worksheet 4

Part I (Class 3)

- Use the pictures to write complete sentences using the corresponding frequency adverbs.

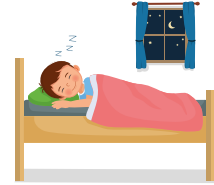
1



2



3



4



5



6



Part II (Class 3)

- Work in pairs. Follow the path and take turns asking and answering the questions.

START How often do you...?

1 clean your house? 

2 study English? 

3 read books? 

4 chat with friends? 

5 play golf? 

6 ride a bike? 

END

Unit 5

Worksheet 1

Part I (Class 3)

- Look carefully at the ordinal numbers. Fill in the blanks with the written form of the given numbers.

- a. 8th _____
- b. 23rd _____
- c. 31st _____
- d. 17th _____
- e. 2nd _____
- f. 15th _____
- g. 14th _____
- h. 6th _____
- i. 11th _____
- j. 12th _____

Part II (Class 3)

- Interview six of your classmates to find out one of their family member's birthday. Use the question: When is your _____ (relative's) birthday?

For example: *When is your mom's birthday?*

Classmate: _____
Relative: _____
Month: _____
Date: _____

Classmate: _____
Relative: _____
Month: _____
Date: _____

Classmate: _____
Relative: _____
Month: _____
Date: _____

Classmate: _____
Relative: _____
Month: _____
Date: _____

Classmate: _____
Relative: _____
Month: _____
Date: _____

Classmate: _____
Relative: _____
Month: _____
Date: _____

Unit 5

Worksheet 2

Part I (Class 3)

- Read the sentences and fill in the blanks using the prepositions of time in or on.
1. My birthday is _____ August.
 2. Teacher's Day is celebrated _____ June 22nd.
 3. The school year starts _____ January.
 4. I have classes _____ the 3rd.
 5. New Year's Eve is _____ December 31st.
 6. My dad's birthday is _____ September.
 7. The last day of school is _____ November.
 8. The Feast of San Salvador takes place _____ August 6th.
 9. I have to see the doctor _____ the 10th.
 10. The English test is _____ May.

Part II (Class 3)

- Listen to the audio about Christmas in El Salvador. Answer the questions using full sentences correctly.

1. What's the boy's name?

2. When does he visit his mom's family?

3. What does he do in the afternoon of the 24th?

4. What does he usually eat?

5. Who does he set off firecrackers with?

6. What kinds of decorations does he have?

7. What does he see outside the house?

8. When does he open the gifts?



Unit 5

Worksheet 3

Part I (Class 3)

- Unscramble the words to make complete sentences. Write the correct form of the *verb be*: *am*, *is*, or *are*.

- raining / (be) / it / _____
- my sister / walking / and / home / (be) / my mom _____
- Saúl / playing / (be) / and / I / soccer _____
- (be) / I / spaghetti / cooking _____
- Miguel / TV / now / (be) / watching _____

Part II (Class 3)






- Complete the sentences using the correct form of the **verb be** and the **present participle** of the main verb.
- Match the sentences with the pictures by writing the number in the boxes.

- Claudia _____ (shop) right now.
- Luis and Raúl _____ (drink) coffee.
- I _____ (make) my bed.
- You and I _____ (bake) a delicious cake.
- The police officer _____ (stop) us.



Part III (Class 3)

- Look at the pictures and write complete sentences using the present continuous tense.

-  Elisa _____
-  Guadalupe _____
-  Walter and Sara _____
-  Antonio _____
-  Jennifer and Juan _____

Unit 5

Worksheet 4

Part I (Class 3)

- Look at the picture carefully. Write 8 sentences about the activities the people are doing.



- _____
- _____
- _____
- _____
- _____
- _____
- _____
- _____

Part II (Class 3)

- Listen to the description of what Carolina and her family are doing right now on their vacation trip. Then follow these steps:
 - Write the correct form of the **verb be** that agrees with the subject in each of the sentences.
 - Listen to the track. Match the corresponding indoor and outdoor activities in the box with sentences 1-8.
 - Change the verbs into their present participle form to write complete sentences. For example: **He is riding his bike.**

buy souvenirs / listen to music / prepare sandwiches / play video games
visit tourist attractions / play soccer / read a book / spend time together

- I _____
- My mom and dad _____
- My grandfather and my little brother _____
- My sister _____
- My cousin _____
- My grandmother _____
- My aunt and uncle _____
- We _____

Unit 5

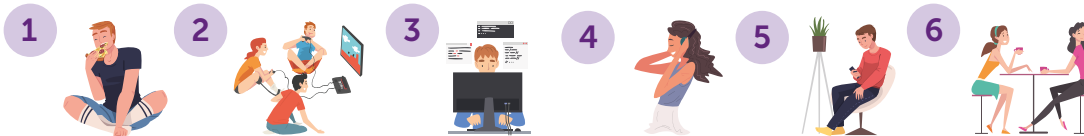
Worksheet 5 Part I (Class 1)

- Unscramble the sentences to create negative statements in the present continuous.
- 1. not / tourist / we / attractions / are / visiting / today / . _____
- 2. listening / is / Karla / not / to / rock music / right now / . _____
- 3. they / eating / delicious / not / are / breakfast / a / . _____
- 4. brother / watching / bedroom / my / not / TV / is / in / his / .

- 5. the / souvenirs / not / you / at / are / buying / store / . _____

Part II (Class 2)

- Look at the pictures. If necessary, complete the following Yes/No questions, then provide the answers.
- 1. A: Is he eating pizza?
B: _____
- 2. A: Are they doing homework?
B: _____
- 3. A: _____ working on the computer?
B: _____
- 4. A: Is _____ to music?
B: _____
- 5. A: Is he swimming in the pool?
B: _____
- 6. A: _____?
B: Yes, they are.



Part III (Class 3)

- Listen to the audio carefully and underline the correct answer for each question.

Conversation 1

- Where is Kevin?
a. At the river.
b. At the park.
c. At an archaeological site.
d. At the lake.
- What is he doing there?
a. He's swimming in the pool.
b. He's buying souvenirs.
c. He's climbing the volcano.
d. He's eating some food.

Conversation 2

- Where is Lorena?
a. At the lake.
b. At the volcano.
c. At the mountain.
d. At the river.

Conversation 3

- Where are Mario and Mariela?
a. At the beach.
b. At the volcano.
c. At an archaeological site.
d. At the lake.
- What are they doing?
a. They're buying souvenirs.
b. They're climbing the volcano.
c. They're visiting new restaurants.
d. They're meeting new people.

Unit 6

Worksheet 1

Part I (Class 1)

- Write the name of the ability represented in each picture.

play marbles paint cook do yoga ride a bike fly a kite dance
climb trees jump rope play the guitar



Part II (Class 2)

- Read the text carefully and complete the chart with Roberto's, Carlos's, and Lucia's abilities.

My siblings' abilities

My name is Roberto. I have one brother and one sister. My brother's name is Carlos, and my sister's name is Lucia. Carlos likes music a lot. He plays the drums and the guitar. Also, he is good at singing. Lucia likes sports very much. She plays soccer and baseball. Besides that, she dances very well. As for me, I like cooking. On weekends, I cook pizza and spaghetti. During my leisure time, I go out to take pictures.

Carlos	Lucia	Roberto

Part III (Class 3)

- Listen to the audio carefully. Check Victor's abilities correctly.

Abilities	YES	NO
do judo		
play basketball		
do magic tricks		
swim in the river		

Abilities	YES	NO
fish		
fly a kite		
ride a horse		
milk a cow		

Unit 6

Worksheet 2

Part I (Class 2)

- Look at the pictures carefully. Write affirmative or negative sentences in your notebook using the abilities below each illustration.

1



Drive

2



Fly a kite

3



Swim

4



Play the guitar

5



Sing

6



Milk a cow

7



Plant a tree

8



Cook

Part II (Class 3)

- Listen to Marina talking about her abilities. Mark the statements *True* or *False* correctly.

N°	Marina's abilities	TRUE	FALSE
1	She can't speak French.		
2	She can speak Japanese.		
3	She can cook chicken curry.		
4	She can cook fish.		
5	She can bake pizza.		

Worksheet 3**Part I (Class 2)**

- Write five questions about abilities in the table.
- Walk around the classroom and interview 4 classmates about their abilities.

Can you...?	student 1: _____	student 2: _____	student 3: _____	student 4: _____

Part II (Class 2)

- Read the sentences. Change them into questions correctly.
Example: Your sister can dance hip hop. → Can your sister dance hip hop?

1. She can say the alphabet backwards.

2. He can speak French.

3. Mario can climb coconut trees.

4. Luisa can play the piano.

5. We can speak Spanish.

6. We can learn English.

7. I can sing karaoke.

8. Your mother can play soccer.

9. Your father can cook.

10. Your brother can ride a horse.

Unit 6

Worksheet 4 Part I (Class 1)

- Find in the word search five adverbs of manner. Keep in mind that words can go in any direction and they can share letters as they cross over each other. Next, write a sentence for each adverb.

BEAUTIFULLY- CAREFULLY- QUICKLY- SLOWLY- WELL

T	C	Y	N	J	K	L	U	Y	V	N	O
U	L	W	L	K	V	G	N	L	L	R	T
F	G	B	V	W	L	P	X	L	C	H	J
D	X	F	B	O	O	Q	W	U	F	V	H
P	K	L	B	X	Z	L	F	F	H	Y	J
Y	L	K	C	I	U	Q	S	E	I	V	X
T	H	J	O	P	K	U	I	R	J	X	V
C	R	B	L	C	X	W	P	A	G	B	N
A	F	N	K	Z	Q	E	E	C	F	V	T
B	E	A	U	T	I	F	U	L	L	Y	L
O	I	D	N	Y	E	A	S	X	L	K	P

- _____
- _____
- _____
- _____
- _____

Part II (Class 2)





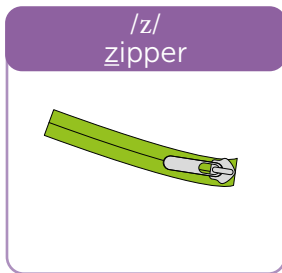
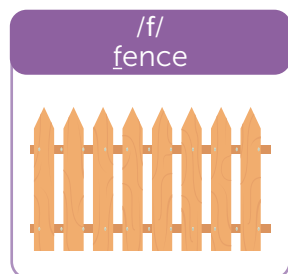



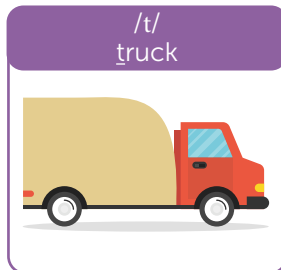

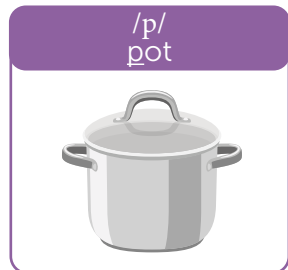
- Read the following paragraph about Carlos' family. Underline all the adverbs of manner in the text.
- Then, in your notebook, write four sentences about your relatives' abilities.

My Relatives' Abilities

- I am Carlos and I live in Suchitoto. I am very happy to
- share with you some of my relatives' abilities. My mom,
- Esmeralda, can sing beautifully. When she was a child, she
- was part of the school choir. My father, Alberto, can cook
- well. Every year, he is in charge of our Christmas dinner.
- Alejandra, my younger sister, studies Portuguese. She can
- speak Portuguese fluently. Rodrigo, my brother, bought a
- car last month. He is taking driving lessons, so he can learn
- to drive carefully. My favorite subject is math. I like solving
- math problems, and I can solve them quickly! After finishing
- my exercises, I help my classmates with their homework.
- What about you? Can you solve math problems quickly?

International Phonetic Alphabet (Consonants and Vowels)

Consonants



/l/
ladybug



/r/
rope



/w/
wallet



/j/
yarn



Vowels

/i:/
leaves



/ɪ/
chip




/ʊ/
book



/u:/
roof




/e/
egg



/ə/
salad



/ɜ:/
worm



/ɔ:/
storm



/æ/
map



/ʌ/
cup



/ɑ:/
star



/ɒ/
top





MI
**NUEVA
ESCUELA**
Reforma Educativa



GOBIERNO DE
EL SALVADOR

MINISTERIO
DE EDUCACIÓN